Multiple District 115

As of October 2026 Cumulative

Year	New Clubs	Dropped Clubs	Gain/ Loss Clubs	New Members	Charter Members	Reinstate Members	Transfer Members	Total Member Added	Total Members Dropped	Gain/ Loss Members
2022-2023	2	8	-6	180	43	16	17	256	288	-32
2023-2024	1	4	-3	190	31	9	18	248	260	-12
2024-2025	0	5	-5	198	0	2	6	206	224	-18
2025-2026	0	2	-2	181	0	40	20	241	223	18
2026-2027	0	0	0	25	0	2	0	27	53	-26
Average	**1**	**4**	**-3**	**155**	**15**	**14**	**12**	**196**	**210**	**-14**

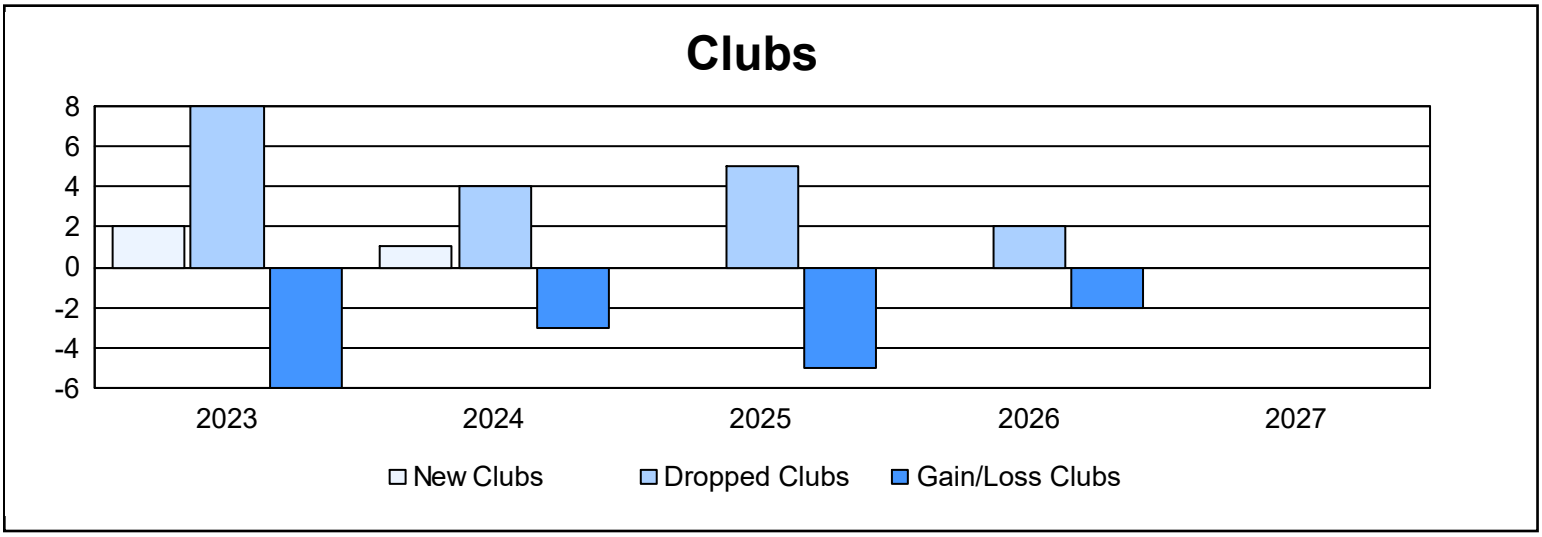

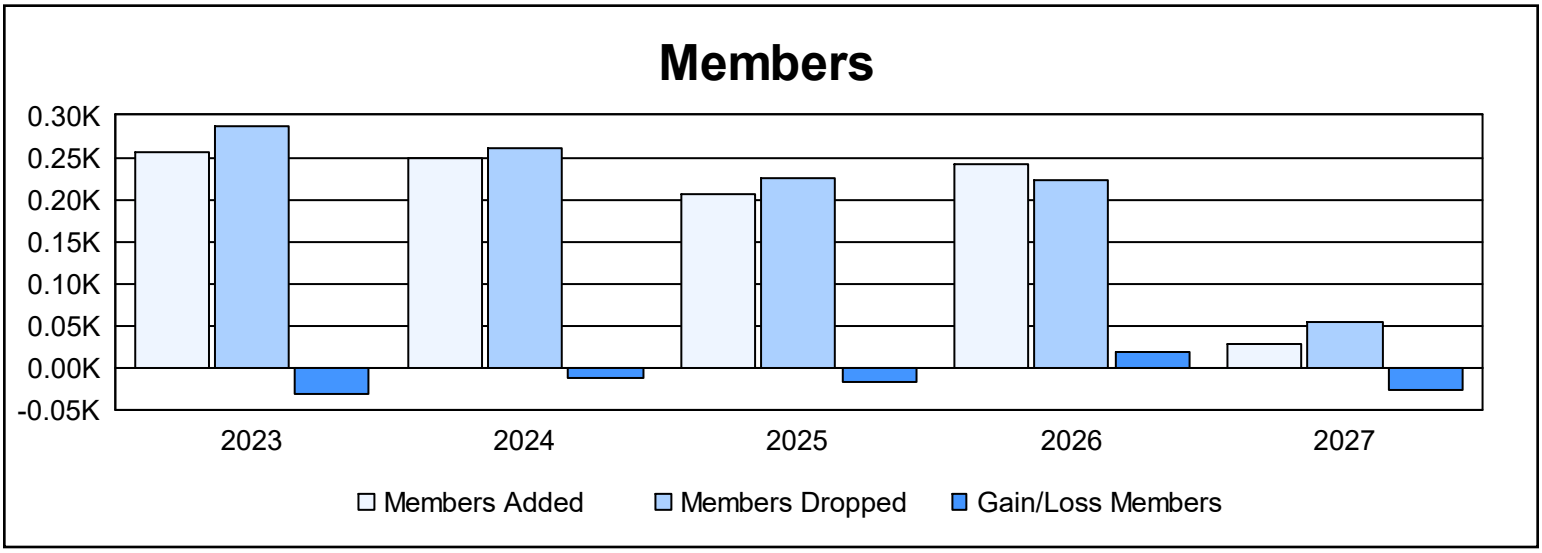

Membership Composition

October 2026 Cumulative

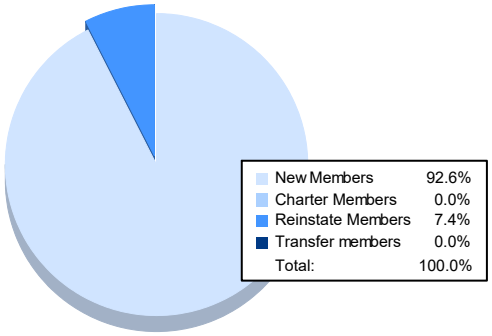

New Members	92.6%
Charter Members	0.0%
Reinstate Members	7.4%
Transfer members	0.0%
Total:	100.0%

Gender Composition

October 2026 Cumulative

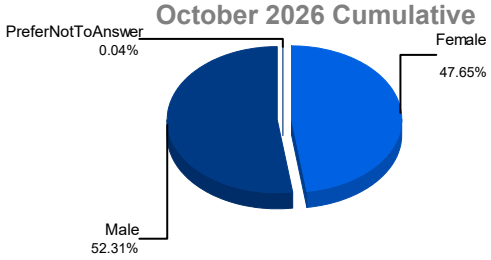

Female	47.65%
Male	52.31%
PreferNotToAnswer	0.04%
NonBinary	0.00%
Total:	100.00%